



Divi
Engine

.....

.....

How to Use GPT Chat Prompts to Boost Your Web Design Agency's Marketing

Cheat Sheet



diviengine.com



Workflow

Overview

Marketing	Divi Websites	Social Media
Google Ads Copy	Copy for Landing Pages	Content Ideas Suggestions
Fb Ads Copy	Articles Generator	Copy Suggestions
Fb Ads Audiences	Structure for your Landing Pages	Hashtags Suggestions
SEO Keywords and Copy	Code and Fix Generator	Captions Suggestions
Email Generation	Font Suggestions	Offer Suggestions Reply
Email Sequences	Color Suggestions	Content Engagement Ideas

Workflow Overview

In this first part, we will see how you can use the Chat GPT tool to optimize the Marketing area within your agency or as a freelancer.




Table of Contents

Marketing

- Google and Fb ads copy 01
- FB ads audiences 02
- SEO keywords research 03
- SEO meta titles copy 04
- Email generator 05
- Email sequences Generator 06

Extra Tools

- Divi Engine Membership 07






Improvement


Paid Ads


Prompt: Give your ad copy ideas for selling my website design service.



Give your ad copy ideas for selling my website design service

< 2 / 2 >  Sure, here are some ad copy ideas for selling your website design service:  

1. "Get a stunning website design that stands out from the crowd! Our team of expert designers will create a custom website that showcases your brand and captivates your audience."
2. "First impressions matter, and your website is often the first point of contact between you and your potential customers. Let us help you make a great first impression with a beautiful and functional website design!"
3. "Does your website need a makeover? We can help! Our team of experienced designers will work with you to create a modern, user-friendly website that will attract and retain visitors."
4. "Don't settle for a generic website template. Let us create a unique and custom design that represents your brand and sets you apart from the competition."
5. "Your website is your digital storefront. Let us help you create a welcoming and professional environment that your customers will love to visit."
6. "In today's digital age, your website is your most valuable marketing tool. Make sure it's top-notch with our expert website design services."
7. "A well-designed website can be the difference between a visitor and a customer. Trust us to create a website that not  Regenerate response converts visitors into



Improvement

FB Ads Audiences

Prompt: Recommend a Facebook audience for the website design service campaign.



Recommend a Facebook audience for website design service campaign




Sure, here are some audience targeting options you could consider for a Facebook campaign promoting your website design service:



1. Business owners and entrepreneurs: Target individuals who have expressed an interest in starting their own business or who are already business owners. You can also narrow this audience by job titles, such as "CEO," "Founder," "Entrepreneur," and "Small Business Owner."
2. Website owners: Target people who have a website or who have expressed an interest in website design, development, or related topics.
3. Digital marketers: Target individuals who have an interest in digital marketing or who work in digital marketing roles.
4. Demographic targeting: You could target specific age ranges, genders, locations, and languages to ensure that your ad reaches your desired audience.
5. Interest-based targeting: Target individuals who have an interest in website design, website development, graphic design, or related topics.
6. Retargeting: Consider creating a custom audience of individuals who have visited your website in the past or engaged with your social media content.
7. Lookalike targeting: Create a lookalike audience of individuals who are similar to your existing customers or who have interacted with your content in the past.

Regenerate response



Improvement

Keywords Generation

Prompt: Tell me the most relevant keywords that I should include for an article about why Divi is better than Elementor.



Tell me the most relevant Keywords that I should include for an article about why divi is better than elementor




Here are some relevant keywords that you may consider including in your article about why Divi is better than Elementor:



1. Divi vs Elementor
2. WordPress page builders
3. User interface
4. Customizability
5. Pre-made templates
6. Drag-and-drop editor
7. Code-free design
8. Theme integration
9. Plugin compatibility
10. Pricing comparison
11. Responsive design
12. SEO optimization
13. Customer support
14. User reviews
15. Pros and cons of Divi and Elementor

By including these keywords in your article, you can help ensure that your content is more easily discoverable by search engines and potential readers who are interested in



Improvement

Meta Title / Description Generation

Prompt: Create meta descriptions and title tags for the article 'Why Divi is Better than Elementor.'



Create meta descriptions and title tags for the article why Divi is better than Elementor



Sure, here are some potential meta descriptions and title tags for your article on why Divi is better than Elementor:




Title Tag: Why Divi is Better than Elementor: A Detailed Comparison and Review

Meta Description: Are you torn between using Divi or Elementor for your WordPress site? In this article, we compare the two page builders and explain why Divi may be the better option. Discover its intuitive user interface, vast selection of pre-made templates, and seamless integration with WordPress themes and plugins. Plus, find out how Divi stacks up against Elementor in terms of customizability, responsiveness, SEO optimization, pricing, and more. Read on to learn why Divi is the smarter choice for your website design needs.

Title Tag: Divi vs Elementor: Which Page Builder Reigns Supreme?

Meta Description: If you're looking for a powerful and user-friendly page builder for your WordPress site, you might be considering Divi and Elementor. But which one is better? In this article, we take a deep dive into both page builders and reveal why Divi is the superior choice. Learn how Divi's drag-and-drop editor and code-free design features make it easy to create stunning and responsive pages in minutes. Discover how Divi's pre-made templates, theme integration, and plugin compatibility give it an edge over Elementor. Plus, find out why Divi's customer support and user reviews are top-notch. Read on to



Improvement

Email Generator

Prompt: Can you create an email campaign offering my web design services?



Can you create an email campaign offering my web design services



Sure, here's a sample email campaign for offering your web design services:



Email 1: Introduction

Subject: Introducing [Your Name], Your Web Design Expert

Hi [Recipient Name],

I hope this email finds you well. My name is [Your Name], and I'm a web design expert with years of experience helping businesses like yours create beautiful and functional websites.

I'm reaching out to introduce myself and offer my web design services to you. I understand that creating a website can be a daunting task, but with my expertise, I can help make the process as smooth and stress-free as possible.

Please take a moment to review my portfolio and see some of the websites I've created for clients in the past. I'd love the opportunity to create a website for your business that reflects your brand, attracts new customers, and drives more sales.

Thank you for your time and consideration. I look forward to hearing back from you soon.

Best regards,



Improvement

Email Sequences

Prompt: Create an email sequence for our new customer onboarding process.



Create an email sequence for our new customer onboarding process



Sure, here's a sample email sequence for a new customer onboarding process:



Email 1: Welcome and Thank You

Subject: Welcome to [Company Name], [Customer Name]!

Hi [Customer Name],

Welcome to [Company Name]! We're excited to have you as a new customer and look forward to working with you.

To get started, we wanted to thank you for choosing our company and let you know that we're here to help you every step of the way. Our team is always available to answer your questions, provide support, and offer advice.


Please don't hesitate to reach out to us if you have any questions or concerns. We're here to help!

Best regards,
[Your Name]

Email 2: Getting Started

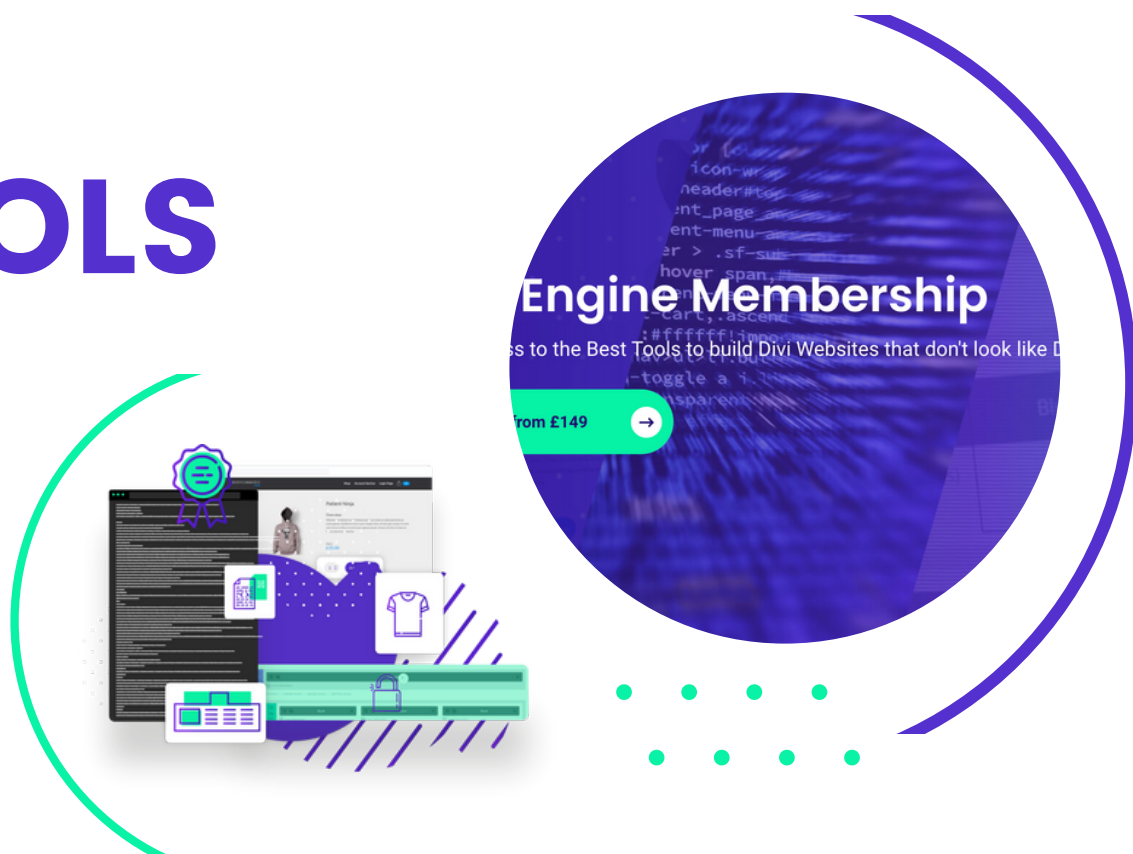
Subject: Let's Get Started, [Customer Name]!

Hi [Customer Name],



Extra

TOOLS



Divi Engine Membership

Our membership gives you access to a wide variety of tools that help you to improve the functionality of your websites, save time, and increase customer satisfaction. It will help take your agency to the next level and increase the profitability of your projects.

With our membership, you'll be able to save time, effort, and money by not having to search for solutions in different places. All the resources you need are in one place.

Would you be interested in acquiring our membership and receiving more information? Click on the following button.

[Yes! I'm Interested](#)