



Divi
Engine

How to Use GPT Chat Prompts to Boost Your Social Media Area in Your Agency

Cheat Sheet



diviengine.com

Workflow

Overview

Marketing	Divi Websites	Social Media
Google Ads Copy	Copy for Landing Pages	Content Ideas Suggestions
Fb Ads Copy	Article Generator	Copy Suggestions
Fb Ads Audiences	Structure for your Landing Pages	Hashtags Suggestions
SEO Keywords and Copy	Code and Fix Generator	Captions Suggestions
Email Generation	Font Suggestions	Offer Suggestions Reply
Email Sequences	Color Suggestions	Content Engagement Ideas

Workflow

Overview

In this second part, we will see how you can use the Chat GPT tool to optimize the social media area, whether within your agency or as a freelancer.




Table of Contents

Social Media

- Content ideas suggestions 01
- Copy suggestions 02
- Hashtags suggestions 03
- Captions suggestions 04
- Reply suggestions 05
- Content engagement ideas 06

Extra Tools

- Additional tools that will help you increase the quality and value of your projects. 07



Improvement

Content Suggestions

Prompt: Can you give me ideas for content to post on my social media channels about Divi and web design?




Give you ideas of content for my social media channels? About Divi and web design



Certainly, here are some content ideas for your social media channels related to Divi and web design:



1. Share tips and tricks for using Divi to design beautiful websites. For example, you could create short tutorials on how to use specific features of the Divi theme or share design tips for creating effective layouts.
2. Highlight your recent web design projects and share a behind-the-scenes look at how you used Divi to create them. This can include showing wireframes, design mockups, and the final product.
3. Share inspirational design quotes and tips on your social media channels. For example, you could share quotes from famous designers or provide tips on how to create effective color palettes.
4. Provide resources and information for other web designers who are just getting started with Divi. This could include links to helpful articles or tutorials on how to use the theme effectively.
5. Share news and updates about Divi, such as new features, upcoming releases, or interesting use cases.
6. Create visually appealing graphics and images related to web design and Divi. This could include infographics, memes, or other fun visuals.



Improvement

Copy Suggestions

Prompt: Give me 2 brief copy ideas for a social media post about the 5 reasons why you should use Divi as a website builder.



"Give me 2 brief copy ideas for a social media post about the 5 reasons why you should use Divi as a website builder."




Sure! Here are two brief copy ideas for a social media post about the 5 reasons why you should use Divi as a website builder:



1. "Elevate your web design game with Divi! Discover the top 5 reasons why this powerful website builder is the perfect tool to take your online presence to the next level."
2. "Ready to create a stunning website? Look no further than Divi. With its intuitive interface, flexible design options, and seamless integration, you'll wonder why you didn't start using it sooner. Check out our top 5 reasons why!"

 Regenerate response



Improvement

Hashtags Research

Prompt: Generate the best hashtags for the web design niche




Generate the best hashtags and captions for the web design niche



Sure, here are some hashtags and captions that could work well for the web design niche:  

Hashtags:

- #webdesign
- #webdesigninspiration
- #webdesigner
- #webdevelopment
- #websitedesign
- #uxdesign
- #uidesign
- #responsivewebdesign
- #frontenddevelopment
- #webdesigncommunity




Improvement

Captions Suggestions

Prompt: Generate the best captions for the web design niche.

Captions:

1. "Great web design is not just about aesthetics - it's about creating a seamless and enjoyable user experience."
2. "A website should be designed for the user, not for the designer."
3. "Good design is not just about making things look pretty - it's about solving problems."
4. "Your website is often the first impression people have of your brand. Make it count with great design."
5. "Design is not just what it looks like and feels like. Design is how it works." - Steve Jobs
6. "The best designs are those that are both functional and beautiful."
7. "Design is not just a product, it's a process. Embrace the journey."
8. "Simplicity is the ultimate sophistication - a great design is one that achieves both."
9. "Good design is like a refrigerator - when it works, no one notices. When it doesn't, it sure stinks."
10. "Design is where science and art break even." - Robin Mathew



Improvement

Reply Suggestions

Prompt: I just received a message asking for web service refund, because he didn't like the design and i dont have refund policy. Can you suggest a reply for me?



I just received a message asking for web service refund, because he didn't like the design and i dont have refund policy. Can you suggest a reply for me?



Certainly! Here's an example response:



Dear [Customer Name],

Thank you for reaching out to us regarding your recent purchase of our web design service. I'm sorry to hear that you are not satisfied with the design and are requesting a refund.


As a small business, we don't have an official refund policy in place. However, we are committed to ensuring our customers are satisfied with their purchases and we would like to resolve this issue for you.

Can you please provide us with more information about why the design didn't meet your expectations? If there is a specific issue or feature that you were expecting and it was not included, we would be happy to work with you to make any necessary adjustments to the design to meet your needs.

Alternatively, we would be happy to discuss other design options that may better meet your needs. Our goal is to ensure that you are satisfied with your experience and your final product.

Regenerate response

Thank you for your understanding and we look forward to hearing back from you.



Improvement

Egagment Content

Prompt: I want to create a post about building sites with Divi that can engage my followers. Can you help me with some ideas?



I want to create a post about building sites with Divi that can engage my followers. Can you help me with some ideas?




Certainly! Here are some ideas for creating a post about building sites with Divi that can engage your followers:



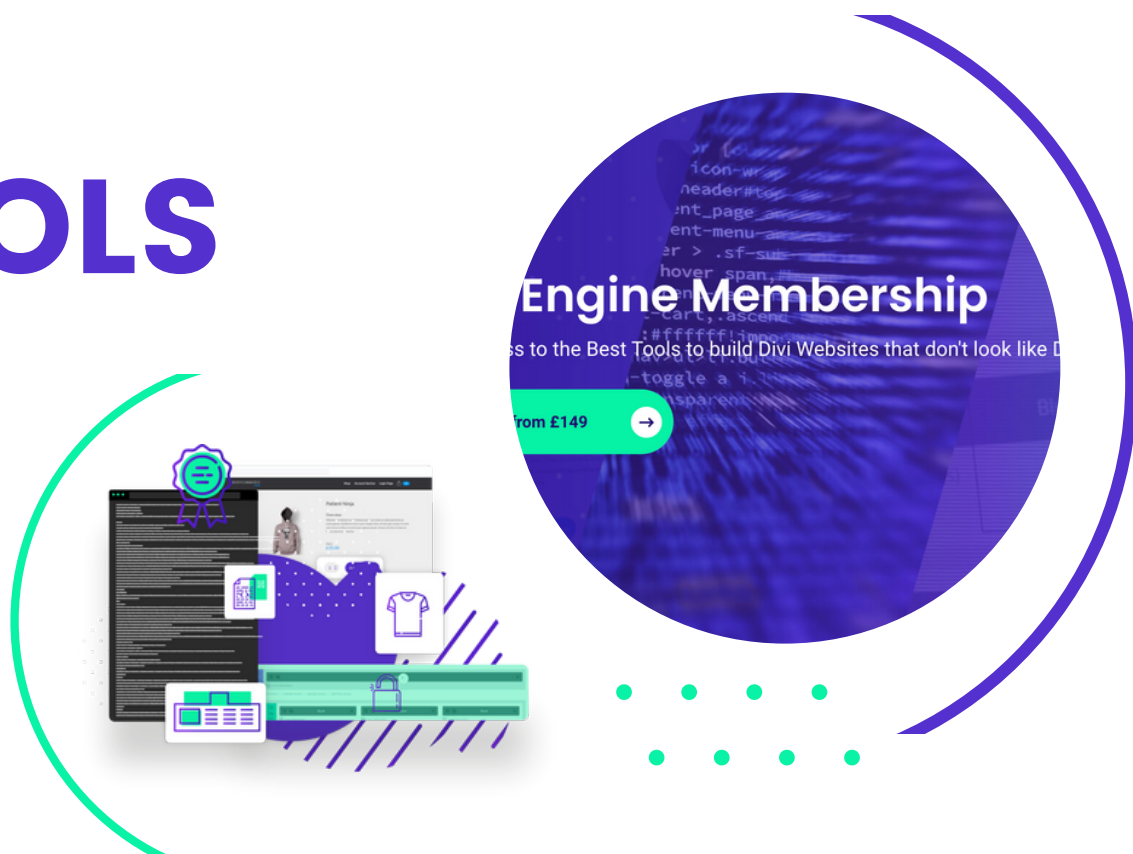
1. Share your personal experience with using Divi: Start by sharing your personal experience with Divi. Explain why you chose this tool for building websites, what benefits it has, and what your favorite features are. This can help your followers get a sense of what Divi is all about and why they might want to use it.
2. Showcase examples of websites built with Divi: One great way to engage your followers is by showcasing examples of real websites that were built with Divi. Include screenshots and explain what you like about each site. You could also provide links to the actual websites so that your followers can explore them further.
3. Provide step-by-step tutorials: People love learning how to do things step-by-step. Consider creating a series of tutorials that guide your followers through the process of building a website with Divi. You could cover everything from getting started with Divi to designing specific elements like headers, footers, and landing pages.
4. Offer tips and tricks for using Divi: Share some of your best tips and tricks for using Divi. This could include things like keyboard shortcuts, hidden features, or customization options that are not immediately obvious. By sharing these insights, you can help your followers become more proficient with Divi and get the most out of the tool.

Regenerate response



Extra

TOOLS



Divi Engine Membership

Our membership gives you access to a wide variety of tools that help you to improve the functionality of your websites, save time, and increase customer satisfaction. It will help take your agency to the next level and increase the profitability of your projects.

With our membership, you'll be able to save time, effort, and money by not having to search for solutions in different places. All the resources you need are in one place.

Would you be interested in acquiring our membership and receiving more information? Click on the following button.

[Yes! I'm Interested](#)